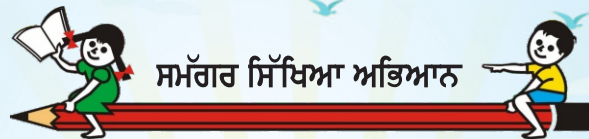


Welcome Life

(For 2nd Class)



ਸਮੱਗਰ ਸਿੱਖਿਆ ਅਭਿਆਨ

ਪੜ੍ਹੋ ਸਾਰੇ ਵਧੋ ਸਾਰੇ

ਸਿੱਖਿਆ ਅਤੇ ਭਲਾਈ ਵਿਭਾਗ, ਪੰਜਾਬ ਦਾ ਸਾਂਝਾ ਉਪਰਾਲਾ



Punjab School Education Board

Sahibzada Ajit Singh Nagar

© Punjab Government

Revised Edition 2022-23 31,000 Copies

All rights, including those of translation, reproduction and annotation etc., are reserved by the Punjab Government.

WARNING

1. The Agency-holders shall not add any extra binding with a view to charge extra money for the binding. (Ref. Cl. No. 7 of agreement with Agency-holders).
2. Printing, Publishing. Stocking. Holding or Selling etc., of spurious Text-books qua text-books printed and published by the Punjab School Education Board is a cognizable offence under Indian Penal Code.

(The textbooks of the Punjab School Education Board are printed on paper carrying water mark of the Board.)



ਸਮੱਗਰ ਸਿੱਖਿਆ ਅਭਿਆਨ

ਪੜ੍ਹੋ ਸਾਰੇ ਵਧੋ ਸਾਰੇ

ਸਿੱਖਿਆ ਅਤੇ ਭਲਾਈ ਵਿਭਾਗ, ਪੰਜਾਬ ਦਾ ਸਾਂਝਾ ਉਪਰਾਲਾ

ਇਹ ਪੁਸਤਕ ਵਿਕਰੀ ਲਈ ਨਹੀਂ ਹੈ।

Published by : Secretary, Punjab School Education Board, Vidya Bhavan Phase-8 Sahibzada Ajit Singh Nagar-I60062 & Printed by **Nav Durga Offset Printers, Meerut.**



Foreword

Punjab Curriculum Framework (PCF 2013) which is based on National Curriculum Framework (NCF) 2005 recommends that the child's knowledge must be connected to their life outside the school. It indicates the departure from the legacy of bookish learning and ensures that learning is shifted from rote methods to an activity based curriculum and should provide an opportunity for the holistic development of the students.

Under the leadership of Sh. Krishan Kumar (IAS), Ex. Secretary, School Education (Punjab) a new progressive spirit has been infused in the entire system of school education in the state of Punjab. In due course of time, it has been realised that the inculcation of moral values through a specific subject can bring a major transition in the overall development of our students.

The present education system is indeed enabling students to compete worldwide in the modern times of growing economic and materialistic attitude but it is only the values of life that can transform them into real human beings. Therefore, focusing upon this prime objective of education, the Department of School Education, Punjab, in collaboration with Punjab School Education Board has introduced a new subject '**Welcome Life**' which is based on human values. It will be implemented in class I to XII from Academic Session 2020-2021.

The main objective of this practical and thought provoking curriculum is to provide insight to the students in such a way that they will be able to realize their full potential and become well balanced and responsible individuals and dignified assets to the society. We believe that this new subject '**Welcome Life**', will undoubtedly prove beneficial in transforming the students into highly civilized individuals and sensitive to the diversity and human life. This textbook is an outcome of hard work and sincere efforts of 'Text book development committee' who have contributed immensely by their conscious efforts to nurture an over-riding identity of students through this Subject.

Punjab school Education Board welcomes suggestions and feedback from the stakeholders for the improvement of subsequent editions of the textbook.

Chairman

Punjab School Education Board



Preface

Along with education, the art of living a good life by imparting values is the need of the hour. Good human qualities are the same and eternal all over the world. Sensitivity to these values and qualities from the very beginning is very necessary to live a wonderful life. Our glorious heritage and traditions are our precious treasures. Good health is an important aspect of living a good life and it depends on good nutrition and hygiene. That is why these things have been made part of the curriculum. It includes qualities of Respect, Cooperation, Tolerance and Honesty etc. It will make positive qualities an integral part of their personality.

At the same time, we need to cultivate a deep sense of social responsibility in the students. It is our intention to make them good citizens who protect constitutional values. These values are priceless and have to be made a part of their life and these should be communicated to them from the beginning. We have to work practically to achieve the pre-set goals. Every step you take to achieve your goals includes Pictures, Games, Dialogues, Quizzes, etc. A child performing such learning activities can easily develop a great sense of wisdom and decorum.

A good teaching environment needs to be cultivated. Our ways of teaching, thinking and actions go through various stages which ensure positive outcomes. Teaching also means habit formation. Good habits become the principle of life. Teaching is not only a job but also a transition from one personality to another. Therefore, the subject has to be taught in a practical way.



Dr. Davinder Singh Boha
State Coordinator
Parho Punjab Parhao Punjab

Text Book Formation Committee

Project Coordinator :

1. Dr. Davinder Singh Boha, State Coordinator, Parho Punjab, Parhao Punjab.

Prepared by :

1. Dr. Pushvinder Kaur, Lecturer Punjabi, G.S.S.S. Multipurpose, Patiala.
2. Dr. Charan Pushpinder Singh, Lecturer Punjabi, G.S.S.S. Basi Kalan, Hoshiarpur.
3. Madan Veera, Punjabi Master, G.S.S.S. Chohal, Hoshiarpur.
4. Satpal Bhikhi, E.T.T. G.E.S. Asarpur Block Bhunnarheri-2, Patiala.
5. Manjit Puri, Lecturer Punjabi, G.S.S.S. Khokhar, Sri Mukatsar Sahib.
6. Dr. Shamsheer Mohi, Punjabi Master, G.S.S.S. Bhunga, Hoshiarpur.
7. Gurpreet, Punjabi Master, G.S.S.S. (Boys) Mansa.
8. Pargat Singh Satauj, D.P.E, G.H.S. Ugrahan, Sangrur.
9. Tarsem, Hindi Master, G.S.S.S. Khudi Kalan, Barnala.
10. Avtar Singh, Punjabi Master, G.M.S. Dedhna, Patiala.
11. Neelam Kumari, Science Mistress, G.M.S. Brahman Majra, Sri Fatehgarh Sahib.
12. Dr. Lakhwinder Kaur, Punjabi Mistress, G.S.S.S. Ghuteend, Sri Fatehgarh Sahib.
13. Sukhwinder Kaur, Punjabi Mistress, G.H.S. Fatehpur Rajputan, Patiala.

Translated by :

- ▲ Gurjeet Singh (English Master), G.S.S.S. Nagoke (girls) Tarn Taran.

Artist :

- ▲ Amanjot Kaur, Art & Craft Teacher, G.M.S. Bhedpura, Patiala

Review Committee

1. Dr. Ruby Gupta, Councillor, Student Counselling Center, Office of Dean, Students Welfare, Punjabi University, Patiala.
2. Dr. Kuljeet Kaur, Associate in Education, U.S.O.L, Punjab University, Chandigarh.
3. Dr. Parmjeet Singh Kalsi, District Language Officer, Gurdaspur.
4. Dr. Pushvinder Kaur, Lectures Punjabi, G.S.S.S. Multipurpose, Patiala

CONTENTS

| Sr. No. | Chapter | Sub Chapters | Page No. |
|---------|-------------------------------------|---|----------|
| 1. | Health and Hygiene | (a) Sanitization of Body and Hands (b) How to clean our house (c) Cleaning of class and school (d) Keep the toilets neat and clean | 1-10 |
| 2. | Importance of Time | (a) Good use of time (b) Time is my friend (c) How to say : How to reply (d) Punctuality (e) Riddles | 11-14 |
| 3. | Apology and Thanks | (a) Apology for Mistakes (b) When to apologize? When to say thanks? | 15-18 |
| 4. | My House, My School and My Village. | (a) Love your House and your School (b) Love Your Village | 19-23 |
| 5. | Our Homes. | (a) Let us see our homes (b) Let us Match it (c) We all are friends | 24-26 |
| 6. | Be Polite | (a) Sweet words and Bitter words (b) The difference in conversation (c) Wise things (d) Pledge | 27-31 |
| 7. | Let's Live Together | (a) How do we cooperate in our family? (b) Staying together at School (c) We are all one | 32-35 |
| 8. | Road safety | (a) Three Traffic lights (b) Conversation (c) Let us Match it | 36-39 |
| 9. | Positive thinking | (a) Listening/Reading with attention | 40-42 |

(a) Personal Hygiene

Let us sing together
 Bang! Bang!! Bang!!
 Wash your hands,
 Tap! Tap!! Toby!!!
 Clean your body,
 Ding! Dong!! Ding!
 Love your surroundings,
 Blink! Blink! Blink!!
 Clean up! Clean up!!
 Just don't think



Oh it was
 a great
 fun!

Ohh!
 this sweat!!

And
 this dust!!

I am
 feeling
 itching




We have
 to take a
 bath now




Kiran is also feeling so itchy with sweat. What do you think Kiran should do?

How to clean our body?



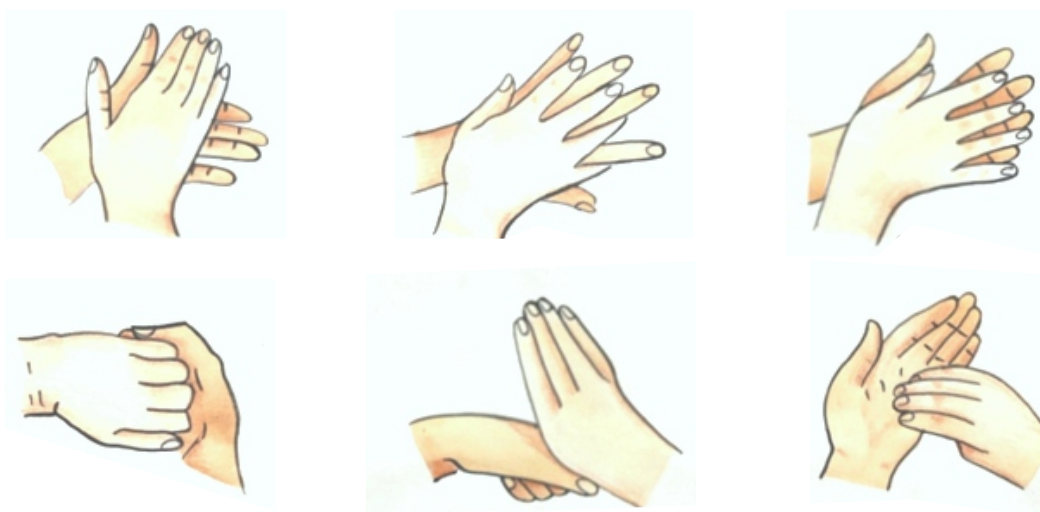
(We should wash our hands, feet, nose, ears, eyes, hair and brush our teeth daily to keep our body clean)

How to clean our hands

Activity 1.1  Make the students wash their hands by properly guiding them.

Put a few drops of liquid soap on every child's hand and guide them to rub it on their palms. Tell the children to wash their hands, first with water and then with soap. Discuss the difference and help the children understand that hands are best washed with soap.

It is very important to wash your hands with soap.



Oral Questions

1. What should we trim our nails with?
 - a) a knife
 - b) a blade
 - c) a nail cutter
 - d) scissors.
2. What should we wash our hands with?
 - a) Soil
 - b) Water
 - c) Shampoo
 - d) Water and soap.
3. What is necessary to keep our body clean?
 - a) a daily bath
 - b) a hair wash
 - c) applying scent
 - d) wearing clean clothes

(b) How to clean our house ?



If our house is not clean
then we are also not clean

Why do we need
to clean our house?

For healthy mind

For healthy body



All Happy
and
Healthy

A Dirty House

Dust, dirt, bird-poop, droppings, cockroach, mouse, spiders, ants etc.in our houses cause diseases.



What things do we need to clean a dirty house ?



How to keep our house neat and clean

Keep your uniform, shoes, toys etc. at a proper place.

Keep the doors shut.

Use foot-mats

Don't spill water on the floor.

Keep your food covered.

Keep the toilet clean.

Put the waste in a waste-bin.

Never waste food.
Help your parents clean the house.

Arrange the following pictures in the proper order of cleaning:



Oral Questions

1. Choose right option to kill the mosquitoes:
 - a) a broom
 - b) phenyl
 - c) mosquito coil
 - d) mopping
2. What happens if there are spiders in our home ?
 - (a) mites accumulate
 - (b) cobwebs are formed
 - (c) spider's, droppings
 - (d) All of the above

Got it!

Clean your house everyday
Keep the diseases away.



(c) Cleaning of Class and School

Activity 1.2

See the picture given below and round up the item which is not at its proper place:



Activity 1.3

To check the understanding of the students regarding the cleanliness of the class-room. The teacher can deliberately place the things helter skelter and then ask the students to tell him what is not good about the room today. He can assign them the duties in rotation regarding the up keeping of the class-room such as proper arrangement of benches, dusting, keeping chalk, duster, dustbin etc.



I noted it down

Cleaning the class-room

- to place the things at their proper place
- Not to write on benches
- Not to write on the walls.
- To put the wastes and pencil peels in the dustbin

Cleaning of School

Notice Board

- ✓ Don't litter the classroom
- ✓ Don't break the furniture of the school
- ✓ Keep the toilets clean
- ✓ Don't throw waste papers and bits of chalks here and there
- ✓ Don't pluck flowers and leaves of the plants.
- ✓ Don't let the taps run when not in use.

Oral Questions

1. Whose responsibility is it to keep the classroom clean?
(a) the teacher (b) the children
(c) both the teacher and the children (d) the headmaster
2. Which of the following things make a classroom dirty?
(a) Garbage (b) Pencil peels
(c) Pieces of paper (d) all of these




Keep the classrooms and the school neat and clean

(d) Keep the toilets neat and clean:

Tick ☒ the correct statement:

- ▲ Flush water after using the toilet.
- ▲ Wash your hands properly with soap.
- ▲ Wash the soap after use and keep it for drying.
- ▲ Wash the toilet seat with phenyl and water.
- ▲ Clean the toilet seat everyday.



Do you know: keeping the toilet seat dirty will attract flies, because of bad smell and we can fall sick



1. Does your house have a toilet ?

.....

2. Who cleans it ?


.....

| I Do It : | Yes / No |
|---|----------|
| 1. I take a bath and brush my teeth. | |
| 2. Trimming of my nails. | |
| 3. Leaving food to waste. | |
| 4. Throwing trash in the class. | |
| 5. Letting the doors of the house open. | |
| 6. Washing hands with soap. | |
| 7. Flushing water after using toilet. | |

Oral Questions

1. What should we do so that the toilet does not get dirty?
 - (a) Keep the door of the toilet shut.
 - (b) We should go out of the house for defecating.
 - (c) We should clean the toilet everyday.
 - (d) We should kill the flies.
- 2) In which of the following is a toilet constructed?
 - (a) In the house
 - (b) In the school
 - (c) in the hospital
 - (d) in all of the above

(a) Good use of time



Oral Questions

(Showing pictures to the students)

- ◆ Showing picture No.1 Which student has gotten up in time?
- ◆ Showing picture No.2 Which student appreciates the times?
- ◆ Showing picture No.3 Which student is using his time properly?
- ◆ Showing picture No.4 Which child can remain healthy? The one who is playing in the evening or the other who is sleeping?

(B) Time is my friend

On Time (Poem)

As the sun shines its first ray
I get up early, No delay
After my bath
I eat my breakfast
I put my uniform on
And go to school fast.
Morning assembly,
I never miss
I speak sweet words
Oh! What a bliss.
With the ringing of the bell,
I rush to my class,
With my lessons ready to tell.
I enjoy my lunch,
In the recess,
And spend my time in playing
Without making a mess.
Now recess is off
And study restarts
We read and read
To make our mind
Active and sharp.
I do everything in time,
All love me for
This good habit of mine.
Let's sing this lovely rhyme
And make the best
Use of our time.



Activity 2.1

Prepare a Oral list from the poem showing what happened and when?

1. In the morning at home.

2. At school.

a)

a)

b)

b)

c)

c)

(c) Questions

- 1) Children at what time do you get up in the morning?
- 2) At what time does your school start?
- 3) What will happen if you reach school very late?
- 4) At what time do you reach your school?
- 5) What do we have to see to know the time?
- 6) When do we see the stars?



More questions can be added regarding the time.
And children can be involved in discussion about a wall clock.

(D) Punctuality

When the recess is over some students come to their class very late. Referring to them tell the other students of the class that this habit has hindered their studies. It has also affected the study of the other students and the time of the teachers as they have to wait for them. If they become punctual then everything will be alright. Everything will be in discipline. Always be punctual.

(e) Riddles

1. I just slip away like sand
Nobody can put on me, a hand.

(Time)



2. Three kids and a mom
Kids walk, tic- tic
But the Mom stands fix.

(a wall clock)

3. Some see it on the wall,
Others see it on their wrist,
Mom asks his son
do you know what it is.

(A watch and time)

4. Those who loose it always repent
Those who save it are always brilliant
It cant be bought and it cant be sold
It is said to be costlier than gold.

(Time)



Apology and Thanks



(a) Say thanks when you are forgiven



We make many mistakes
but our elders forgive us



That's why we say thank you

Come I tell you the story of Bittu,
Who made mistakes after mistakes



And then what
happened with Bittu?

Now listen to the
story of Bittu.....



1

Bittu just arrived home from his school and made the mess of the house

2

Threw his uniform, socks and shoes here and there in the whole house.

3

Mom says to him, "Dear son come to me and just reply. You don't eat your lunch at school that's why. You have to go to the doctor".

4

just pick up everything of you and put it in its right place



5

Bittu went to the other room. He got on to the bed with dirty feet. He jumped and skipped on the bed and spoiled the bed sheet under his feet.

6

Dad says, "Ohh! dear son, look at the mess you have done!"



7

Bittu scattered lovely rosary of his grandmother

8

Grandmother says, "Dear son why did you scatter the beads of my rosary? It is not easy to restore it?"





9

Bittu slept till late in the morning and got very late for school, the watch man held him at the gate and he was marked absent from the school.

10

The teacher called Bittu and asked him why he was late for the school?

11

Bittu watched the T.V. throughout the day and did not finish his home work. At this his mother persuaded him a lot and Bittu repented for what he had done.

12

Slowly and timidly Bittu told his grandfather what had happened with him



13

Grandfather advised to always remember that it is important to act, think and behave sensibly.



14

Bittu asked for grandfather's forgiveness for once and asked him to be nice to him as he would now never repeat his mistakes and he also thanked his grandfather for his forgiveness

Oral Questions

1. What are the mistakes you make?
2. Do you apologize for your mistakes?
3. In what matters do you obey your mother?
4. In what matter did you obey your father?
5. In what matter did you help your grandmother?
6. In what matters does your grandfather advise you?



For Thanks



For Apology

Activity 3.1

The teacher will make the students aware of the mistakes often made by them. The outcomes of their mistakes will also be discussed with them so that they should not repeat their mistakes in future. In a very gentle and simple language the teacher will tell the students the importance of the forgiveness of the parents. The virtues of asking for their parents' forgiveness and saying thanks in return of it will be developed in the students so that they should bear a good moral character.

So these were Bittu's mistakes and act of forgiveness by his parents.



Do you make mistakes like Bittu? If yes, do you feel sorry and say thanks in return?

4

CHAPTER

My House, My School & My Village

(a) Love your house and your school




For Teacher

For the teacher: These are two pictures. The first picture shows a house. The second picture shows a school. We live in a house and we also stay at school for some hours. At home our Parents take care of us and at school our teachers do the same. Our home is our first school. We also love our school as lovingly as our home.

Find out: Which is the picture of a house and which one is of a school?





Oral Questions

1. Which one do you like-home or school? (Home, school, both)
2. Do you like both? (Well done)
3. Why do you like your home?
4. Why do you like your school?
5. Who looks after you at your home?
6. Who looks after you at your school?
7. Who teaches you at your school?
8. Who teaches you at your home?
9. Do your parents love you?
10. Do your teachers love you?

For Teacher

Teacher will tell the importance of home and school to the students with the help of pictures and via conversation. He will try to instill love towards home and school by showing similarities between them. The teacher will conduct a conversation between the school and home with the help of two students by using Role Play Method. The teacher will motivate the students to speak two or three short sentences to express their love for both their school and house. Second student will repeat the dialogue after the first student. The dialogues would be:-

I always find the children lovely.

I want the children to study more.

I want the children to be always happy.

(b) Love Your Village

My village is so beautiful,
Everybody is so wonderful



All live in harmony
And are so truthful



Nindi and Hardil are my playmates
And our friendship is up to date

All are fond of learning here
None of us like fighting here.



Which one is the picture of a village?



Oral Questions

- 1) How do you feel about your village?
- 2) Do the people of your village fight with each other?
- 3) Is it good to fight?
- 4) Who are your friends in your locality?
- 5) Do the people of your village like to read?
- 6) Is reading good or bad?
- 7) Which village is good; the one where people fight or the other where people read?
- 8) If suddenly your village is changed; how will you feel? Good or bad?
- 9) Why do you want to live only in your own village?
- 10) We should love our neighborhood and village: is it good or bad?

Activity 4.1

In a very interesting manner the teacher will present a word picture of a good village before the students. And tell them the importance of living in harmony. He will try to develop the love for their village and a spirit of doing something for their village in their hearts. In the end the teacher will himself say some dialogues via role –play like,

I am village Rampur
I am very neat and clean.
My people are very good.
They never fight with each other.
My school is very beautiful.
My people are fond of reading

(a) Let's see our homes



Activity 5.1

The teacher will ask oral questions to the students such as, children, where do you live? After this he will call the names of some birds and ask the students to tell the names of the homes of those birds. Through discussion the teacher will tell the students that the planet earth does not belong only to the human beings but it is also the home for animals and birds. If someone destroys our house, we feel unhappy similarly the animals and birds feel equally unhappy. So we should never destroy the nest of any bird.



Activity 5.2

(b) Let us match it

The teacher will ask the students to match these:



Outcome

Through this activity the student will know that the planet earth is not the home of man only but it is also the home of other creatures. We should live in harmony and peace.

(c) We all are friends

Objectives : To inculcate the feeling of sympathy towards the environment and the animal and birds.

Conversation :

- Teacher** : Dear Students, how are you ? Having fun?
- Students** : Yes sir, we feel great.
- Teacher** : Well done! Always stay happy...! Today we will talk about our homes. Now tell me who are the people that live in your home?
- A student** : My Mom and my Dad sir.
- Second student** : My grandparents
- Third student** : My brother and my sister.
- The teacher** : Very well! Who else lives there?
- A student** : Sir a dog also lives with us in our house. I call it Tom. It plays a lot with me.
- Second Students** : There is a goat in my house, and a cow also...they give us milk.
- Teacher** : Oh! That's great! And what do you feed them with?
- Student** : Sir, we feed them with green fodder, I also give them water.
- Teacher** : That's great! Anybody else.....
- Student** : We have a mule. My fathers uses it for pulling a cart to carry goods for the people.

Activity 5.3

Thus the teacher will have a lively talk with the students. Some students can tell about their pet pigeons and rabbits. The teacher will inculcate the spirit of love and affection in the hearts of the students to make them realize that all of us depend upon each other for our survival. If we take something from others then we also give something to them.



Conclusion


Through this activity a feeling in the minds of the students will rise that human beings and Animals have mutual dependence. There should be a feeling of cooperation with each other.



Be Polite

(a) Polite words and Impolite words

Students are seated in two groups. In the first group there are Anmol, Harjit and Loveleen and in the second group Mandeep, Kuljeet and Baldeep are talking to each other



First Group **Polite words**

You
 Yes please
 Okay please
 Why dear
 No please



Second Group **Impolite words**

You
 oh crap
 ok damn it
 Why the hell
 No

(b) The Difference in speech

Tick Right / Wrong

| Address Words | Right | Wrong |
|---------------|-------|-------|
| Shut up | | |
| Oh | | |
| You | | |
| Yes please | | |
| Ok please | | |
| Why | | |



Activity 6.1

The teacher will ask each child to find two commonly spoken words in their homes and in the neighborhoods.

The teacher will read the following story to the students.

Story-Value of Words

Once upon a time two brothers lived in a village. The name of the elder brother was Jagar and the younger was called Bhola. There was a huge difference between their ways of talking. Jagar always felt irritated. He would speak rudely to his parents, wife, children and all the other people. He was on unfriendly terms with his neighbors and co-workers. People gave up talking to him. Even his family stopped responding to what he said.

The younger brother Bhola was very cheerful and amiable all the times. He would speak nicely to everyone whether he be at home or out of it. He shared the joys and sorrows of the people. All the people would respect him. They would welcome him. As he was very honest and soft spoken People made him the head of their village.

People would give their children the example of the behavior of the two brothers and ask them to see the difference between their ways of speaking. The elder brother had no respect as he was rude to everyone; on the other hand the younger brother had so much of respect that people elected him as their village head (Sarpanch).

Activity 6.2

- Teacher** : So dear students you have enjoyed the story.
- All the students** : Yes madam.
- Teacher** : So who wants to become like the elder brother Jagar?
Just raise your hands. (Hardly any student will raise their hand)
- Teacher** : Now who wants to become like the younger brother Bhola
Come on raise your hands.
(Almost all the students will raise their hands)
- Teacher** : Very well! Now tell me like whom would you rather like to speak? Bhola or Jagar?
- Students** : Madam, We would like to speak like Bhola.
- Teacher** : Why ?
- Student** : Because he speaks nicely.
- Second student** : He never hurts anybody.
- Third student** : Because he has become the Sarpanch.
(hence the students will give different answers)
- Teacher** : That's great! Do you also want that everyone should like you ?
- All the students** : Yes madam.



Activity 6.3

- All the students** : (In a loud voice) We should speak nicely.
- Teacher** : Great! You are absolutely right.

All the students should be given the task to remember the names of the people around them or in their neighborhood who speak nicely.

| | | |
|--|--|--|
| | | |
| | | |


(c) Things to Remember

- The wise people have said:



**Give
and take
Respect**

- If a mistake is made, say:



**I am
Sorry.**

- If anyone helps you, say:



**Thank
You**

- For a response, say:



**Yes
Please**

Exercise/match it

If you make a mistake.

things said by wise men

For giving a response

Somebody help me
please

Thank You

Yes Please

I am Sorry

Give and take Respect



Activity 6.4

Ask and learn noble things from Parents /grandparents.

(d) Pledge

The teacher will make the pupils take this pledge after him. He will recite the Words written on a chart paper and the students will follow him.

I take the pledge that I will never speak rude or impolite words. I will speak nicely and sweetly. If I make a mistake I will apologize. If somebody helps me I will say thanks to him/her for this. I will always respond in a polite manner.




CHAPTER

Let's Live Together



(a) How do we cooperate in our family?

Before the story begins, children will see the pictures to understand and learn about living together.



Activity 7.1

(Note : Teacher will tell the story and ask short questions. Questions can be modified according to his /her convince.)

Story of Melo

There was hole of ants in the corner of the house. There lived a little ant named Melo. She had two ant- lings. One day Melo heard the gossips of the landlady. She was saying to the woman next to her, “We will separate from other family members.” Living separately gives happiness. It is difficult to live together.

Melo heard all gossips of ladies. Melo also declared it to the other ants that she would get separated from them. All the ants advised her that it was not good to be influenced by humans. But Melo ignored them. She got separated.

Next day, Melo got a crumb of bread. She decided to carry it along. But the piece was heavy. She was tired. She tried but could not carry the piece. She thought if someone could help her. But no one came to help her. She left for home crying. All family members slept hungry that night .Next day Melo and her ant-lings united with other ants. They gave them food. Children got friends to play. Children said to Melo, “Now we will not go from here.” We did not get food and friends there. Melo embraced her ant-lings and said, “Now we will live united. It is good for all to live in unity.”

Oral Questions

1. What was the name of the ant?
2. By whose talk Melo was influenced?
3. Why could not Melo carry the piece of bread?
4. Why did others not help her?
5. What did ant say to her ant-lings at last?

(b) Staying Together at school



Activity 7.2

(Note: The teacher will teach the children the following activities at school.

Activity (A) : Involve the children in the decoration of the class-room

Activity (B) : Sharing food brought from home, with each other.

(c) We are all one



Story

There was a big river. On the either sides of the river stood two thick jungles. A wise lion ruled over the first jungle. And over the second one, ruled a donkey. Once the river got flooded. The water of the flood broke through both the banks of the river. There was a great panic in both the jungles. In the jungle of the Donkey, the people were already fighting on the name of religions. The groups of different animals used to look down upon each other. They would fight with each other whenever they got a situation. Even in the crisis they were blaming each other for blocking the flood water.



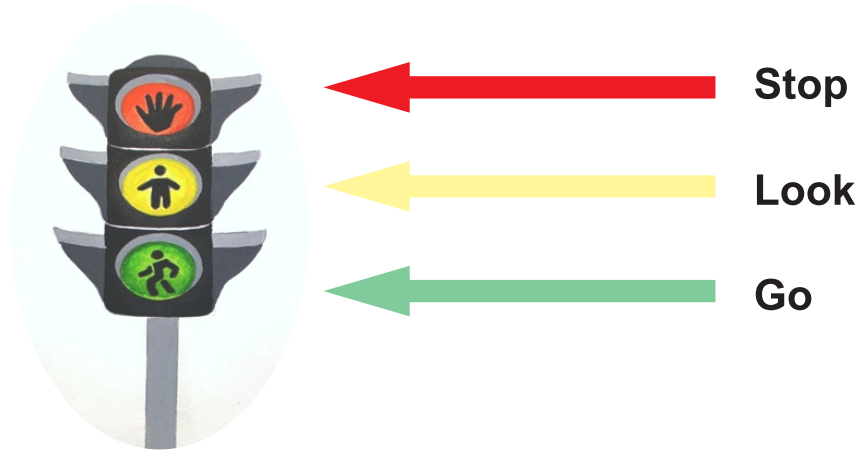
In the other part of the jungle the wise lion did not let any animals to form such groups. He always motivated all the animals to remain united. This was the reason that all the animals of his jungle lived in harmony. When the parrots got the news of breaking of the banks of the river they flew over the jungle and gave an alarm to alert the animal about the danger. All the animals got together to repair the damages.

And till evening they finished the repairs. In the jungle of the donkey all the groups of the animals kept quarreling on the name of religion and tribes and in the meantime the water entered the whole territory. All the animals along with the donkey drowned in the flood water and died.

Oral Questions

- 1) Who ruled over the first and the second part of the jungle?
- 2) In whose part of the jungle animals lived in harmony?
- 3) What did all the animals in the donkey's jungle do when the flood came?
- 4) What did the animals in the lion's jungle do?
- 5) How do we live? Should we live like the animals of the donkey's jungle or the lion's jungle?


(a) Three Traffic Lights



A beautiful poster of the signal light must be prepared. The teacher must give information to the students using the poster.

Oral Questions

- 1) Is it very necessary to follow the traffic lights?
- 2) Should we play on the road?




Red light

In the square I stand,
To stop you with red hand
Heavy traffic other side
Keep you on safe side
Ignore me not
I am red light.



Yellow light

Look around oh dear
Make sure if your
Lane is clear
Look at me
When I get bright
Oh dear friends,
I am yellow light



Green Light

I bring a smile
On driver's face
Everyone starts up the
race,
All love me so tight
As I am the Green light.

(b) Conversation

Children, today, we will discuss about the traffic rules and road safety.

Teacher : Have you ever been to a big city?

Teacher : You must have seen the square with traffic lights over there?

Children : (in one tone) yes sir.

Teacher : That's great!

AChild : (gathering his courage to speak) Sir there are three traffic lights.

Teacher : (looking at the students) wonderful! Now tell, What colors' lights did you see there?



- Children** : (children answering with pauses as if they are remembering)
...One light was red
One was yellow.... and....and..There was also a green one.
(The teacher is to make the students repeat the colors of the lights they mentioned)
- Teacher** : Well..What does the red light stand for?
- Child** : (stands up and speak) May I tell you sir? It means to STOP.
- Teacher** : Well done son! The red light indicates us to stop because the road ahead has heavy traffic. And what does the yellow light stand for?
- Children** : (looking towards each other's faces)...looking confused.
- Teacher** : Dear students! The yellow light indicates us to look around and to get ready to move. Got it children?...okay what is the meaning of the green light?
- Children** : (Stood up gathering courage to speak) Sir, It asks us to move.

Activity 8.1

(The teacher will then tell the students about the three traffic lights in detail. He will revise this conversation before the children.

(c) Let us match it




Go




Look



Stop





(a) Listening/Reading with attention

Activity 9.1 Act Play Method

Characters : Teacher, An eye, an ear, and a nose.

Stage Apparatus : Masks for the children.

Note : The teacher will play back the dialogues. The children will act only.

Teacher : Ting tong ting, all of you sing
Actors of the play make a ring.

All the children come forward putting their masks on their faces

Let us Play the Act-

Nina is the EYE and EAR is Harveer.

Role of the NOSE play Jagseer

(All the three children come on to the stage)

Blink Blink Blink
Am black like ink
when opens there is light
when shuts there is night
from the earth up to the sky
I can see as I am an EYE
Come on! Give me a Hi-Fi





I can hear something ringing
I can hear sweet birds singing
I can hear when trees sway
I can hear all that you say
I can hear everything so clear
Hey buddy I am your EAR!

I tell you, by the smell
If the stuff is stale or cooked well,
Don't look around I am so close
Hi! Pal (Friend) I'm your NOSE.



Oral Questions

- Q.1.** What do eyes do for us?
Ans. Eyes help us to see.
- Q.2.** What do we do with our ears?
Ans. We Hear sounds. Ears help us to hear sounds.
- Q.3.** What does our nose do for us?
Ans. Nose breathes and smells for us.
- Q.4.** Which masks are Nina and Harveer wearing?
Ans. EYE and EAR.
- Q.5.** What will happen if you close our eyes?
Ans. We cannot see anything.
- Q.6.** What will happen if we close our ears?
Ans. We cannot hear anything.
- Q.7.** What do we have to do for learning anything?
Ans. We will have to listen and to read properly
- Q.8.** Why it is necessary to do everything very carefully?
Ans. To avoid mistakes

Activity 9.2

The teacher will explain about the pictures in detail. He will also tell about other parts of the body but he will focus more on EYE and EAR.

By using our eyes we can see everything around us. While reading in the class we should keep our eyes on our book and while writing also, we should keep our eyes on our note books.



For hearing anything we have got our ears. We should listen to our teacher very carefully in the class. Only by listening carefully we can understand anything easily.

Nose is not for breathing only but it is also for smelling things around us. We know things by their smell. If there is waste stinking around us, our nose finds it out by its bad smell.



Oral Questions

Q.1. What do we go to school for?

Ans. For studying

Q.2. What do you like to do in the school?

Ans. Reading and playing

Q.3. What should you look at when you are reading?

Ans. At our lesson

Q.4. Where should our attention be when teacher is explaining the sums to us?

Ans. To the teacher

Q.5. What should we not do when we are eating food?

Ans. We should not talk